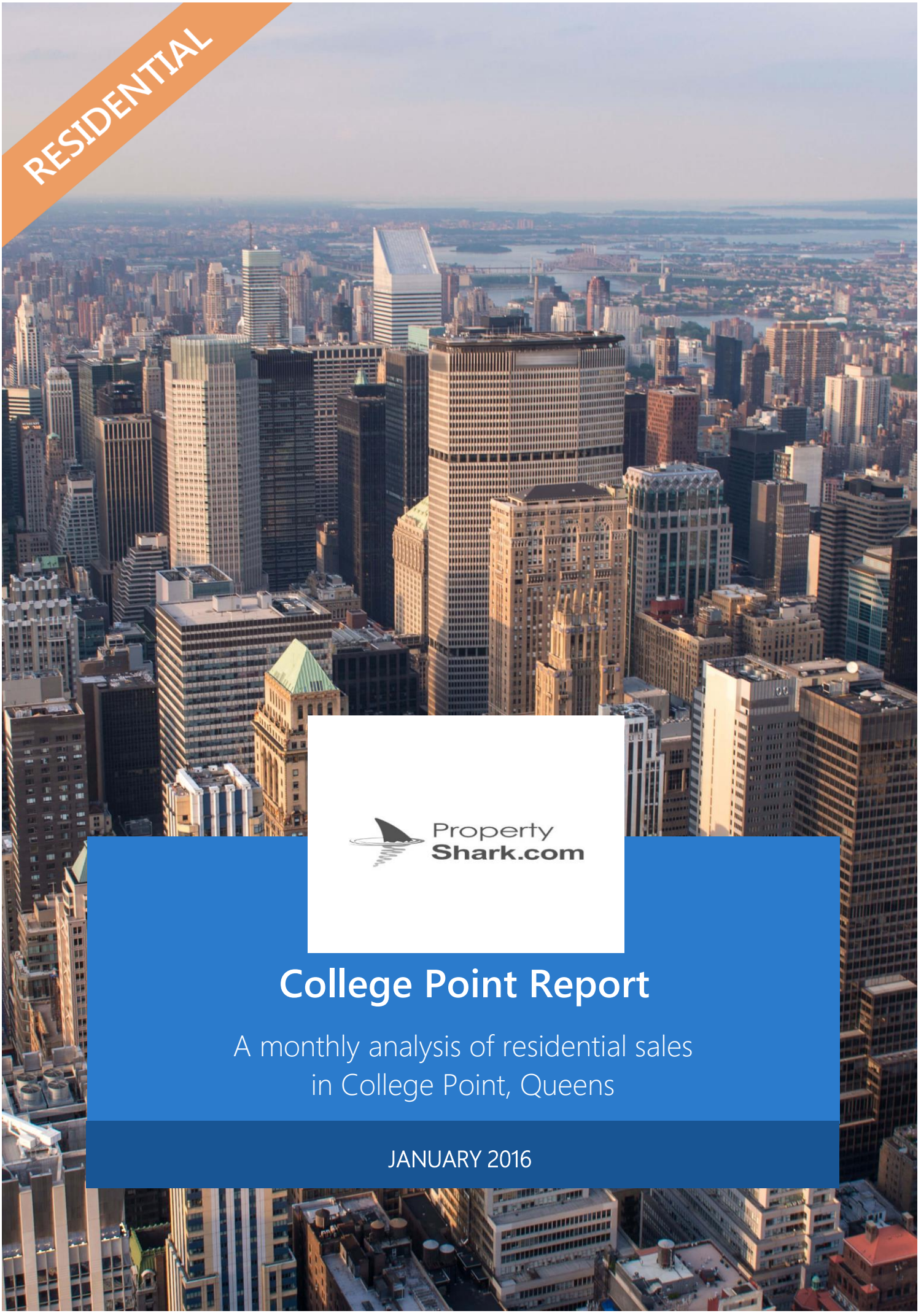

PropertyShark.com

College Point Report

A monthly analysis of residential sales
in College Point, Queens

JANUARY 2016

Residential Market Report, January 2016
College Point, Queens

SUMMARY

MEDIAN SALE PRICE	NO. OF TRANSACTIONS	MEDIAN PRICE/SQ. FT.	BOROUGH MEDIAN SALE PRICE
$513K	7	$500	$370K
-5% Y-o-Y	0% Y-o-Y	48% Y-o-Y	3% Y-o-Y

NEIGHBORHOOD BOUNDARIES

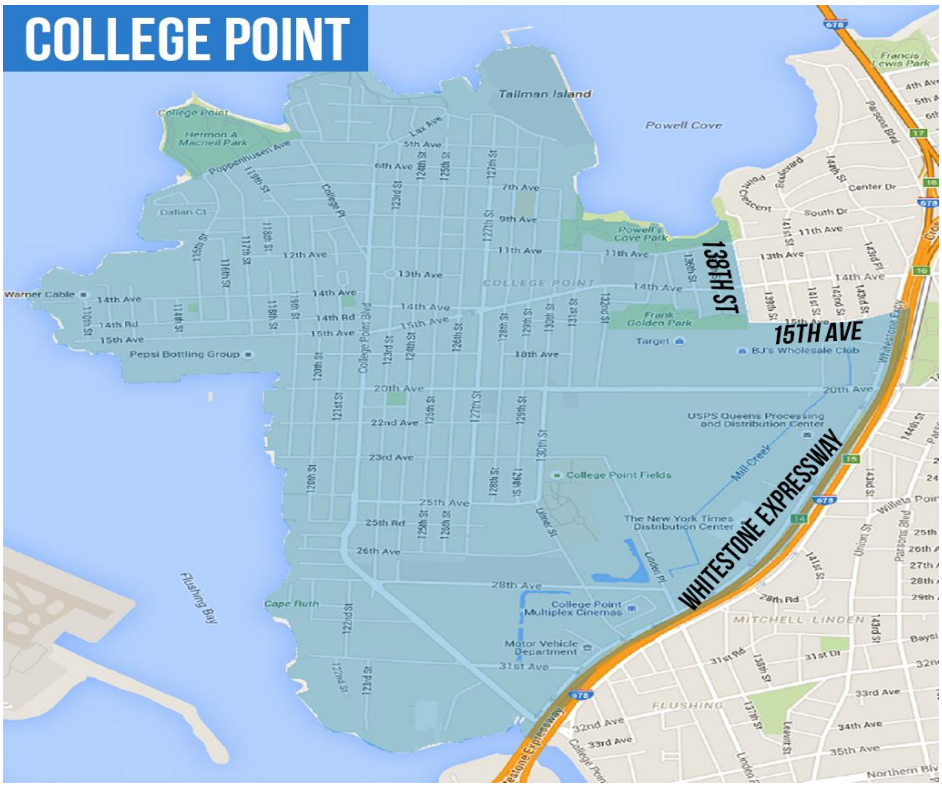

RESIDENTIAL STATS

Median Sale Price by Month

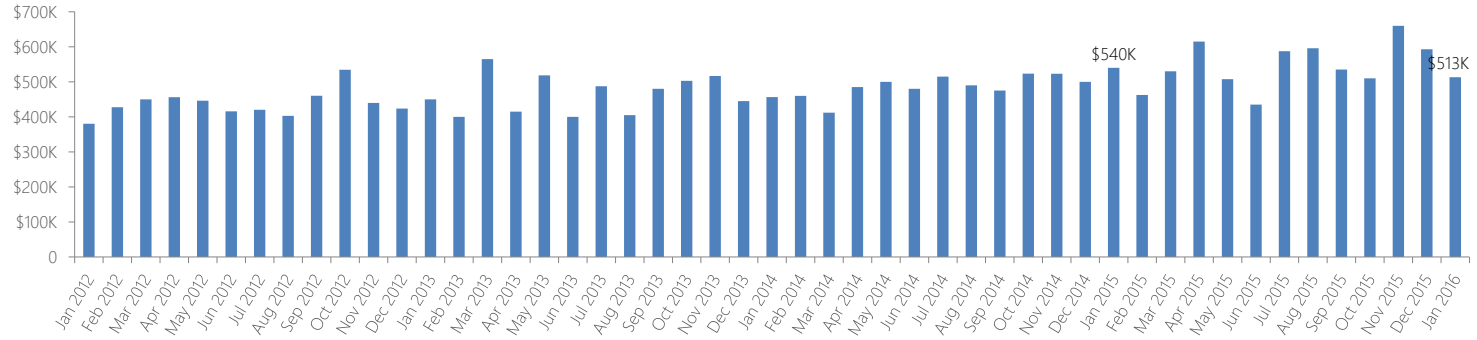

Median Sale Price by Quarter

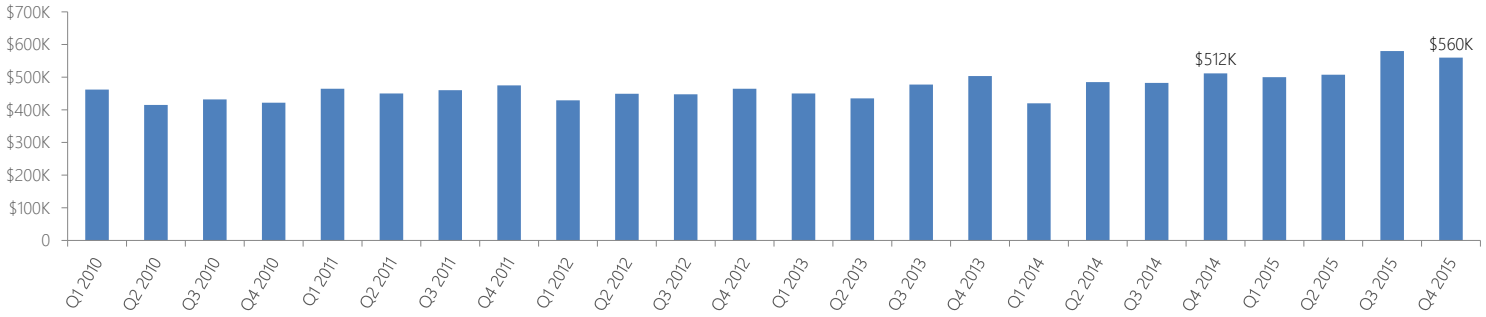

Number of Transactions

Month	2011	2012	2013	2014	2015	2016
Jan	16	16	13	5	7	7
Feb	12	12	11	6	12	
Mar	6	16	7	8	2	
Apr	5	2	7	6	7	
May	9	9	14	11	6	
Jun	7	21	15	9	9	
Jul	18	11	20	8	12	
Aug	13	18	8	15	7	
Sep	5	22	10	9	14	
Oct	6	9	18	10	16	
Nov	10	14	31	7	10	
Dec	17	22	10	9	12	

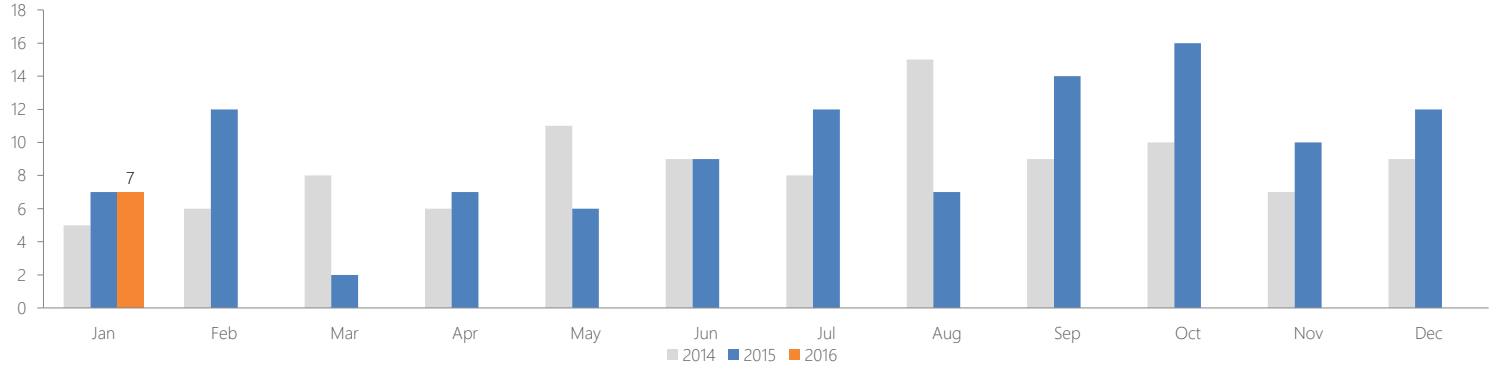

Median Price per Square Foot

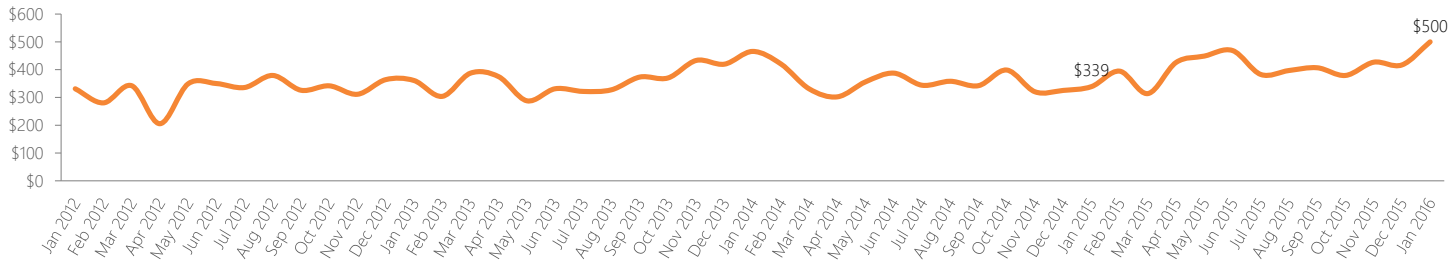

CO-OP VERSUS CONDO SALES

Type of Residential Properties Sold

Property type	Median Price		Median price per sq. ft.		No. of sales
	Price	Y-o-Y change	Price	Y-o-Y change	
Condos	$490,500	-9%	$475	44%	4
Co-ops	n/a	n/a	n/a	n/a	n/a
Houses	$610,000	18%	$500	24%	3

Number of Sales by Building Type

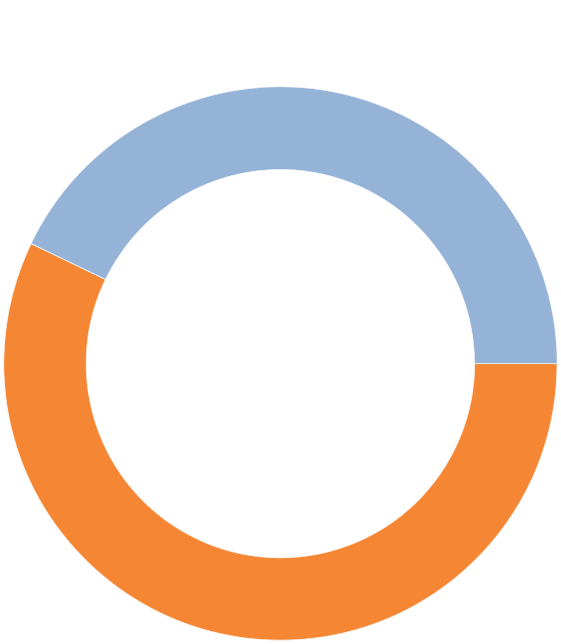

LIST OF TRANSACTIONS

Address	BBL	Sale date	Sale price	Property type	Sqft
12023 Graham Ct	4-04256-0096	07-Jan-16	$740,000	House	1,570
922 130 St	4-03979-0036	22-Jan-16	$610,000	House	1,122
12028 Riviera Court #26B	4-03916-1350	21-Jan-16	$599,000	Condo	1,365
311 Endeavor Place #31	4-03916-1445	22-Jan-16	$513,000	Condo	957
1026 116 St	4-04022-0117	15-Jan-16	$480,000	House	960
524 115 Street #524D	4-04019-1096	26-Jan-16	$468,000	Condo	917
12025 121 Street #95	4-03916-1095	15-Jan-16	$280,500	Condo	929